

JITF INFRALOGISTICS LIMITED

CIN: U60231UP2008PLC069245; E-Mail Id: contactus@jindalinfralogistics.com

Dated: 13.07.2017

To,

BSE Limited
Corporate Relation Department
Phiroze Jeejeebhoy Towers
Dalal Street
Mumbai- 400001

National Stock Exchange of India Ltd.
Exchange Plaza, C-1, Block G,
Bandra Kurla Complex,
Bandra (E)
Mumbai – 400 051

Scrip Code: 540311

Scrip Code: JITFINFRA

Through: BSE Listing Centre

Through: NEAPS


Sub: Disclosure of Shareholding Pattern under Clause 31(1)(b) of the SEBI (Listing Obligation and Disclosure Requirements) Regulations, 2015 guidelines.


Dear Sir/Madam,

Please find enclosed the Shareholding Pattern as per Clause 31(1)(b) of the SEBI (Listing Obligation and Disclosure Requirements) Regulations, 2015 guidelines as on 30th June, 2017.

This is for your information and records please.

Thanking You,
Yours faithfully


.....
Alok Kumar
Company Secretary
A-19819



28, Shivaji Marg, New Delhi-110015; Tel No.: 011-45021983/84; Fax No.: 011-45021982
Regd. Add: A-1, UPSIDC Industrial Area, Nandgaon Road, Kosi Kalan, Distt. Mathura (U.P.) –
281403, Tel No.: 05662-232426, 232001-03; Fax No.: 05662-232577
Website: www.jindalinfralogistics.com

JITF INFRALOGISTICS LIMITED

CIN: U60231UP2008PLC069245; E-Mail Id: contactus@jindalinfralogistics.com

Note :


The following shareholding of promoters/promoter group is held in physical form as on 30th June, 2017:-

Particulars	No. of Promoters shares Held in Physical Form
a) Promoter(s) have sold their shares in physical mode and such shares have not been lodged for transfer with the company	Nil
b) Matters concerning part/entire shareholding of promoters/promoter group are <i>sub judice</i> before any Court/Tribunal	214388
c) Shares cannot be converted into demat form due to death of any promoter(s)	Nil
d) Shares allotted to promoter(s) that await final approval for listing from stock exchange and such pendency is less than 30 days or shares that upon receipt of final listing approval from stock exchange are pending conversion to demat and such pendency is less than 15 days	Nil

Thanking You,
Yours faithfully



.....
Alok Kumar
Company Secretary
A-19819




28, Shivaji Marg, New Delhi-110015; Tel No.: 011-45021983/84; Fax No.: 011-45021982
Regd. Add: A-1, UPSIDC Industrial Area, Nandgaon Road, Kosi Kalan, Distt. Mathura (U.P.) –
281403, Tel No.: 05662-232426, 232001-03; Fax No.: 05662-232577
Website: www.jindalinfralogistics.com

Format of holding of specified securities

1. Name of Listed entity : JITF INFRALOGISTICS LTD
2. Scrip Code/Name of Scrip/Class of Sec
3. Share Holding Pattern Filed under : Reg. 31(1)(a)/Reg. 31(1)(b)/Reg. 31(1)(C)
a) if under 31(1)(b) then indicate the report for Quarter ending 30/06/2017
b) if under 31(1)(c) then indicate date of allotment/extinguishment
4. Declaration: The Listed entity is required to submit the following declaration to the extent of submission of information :-

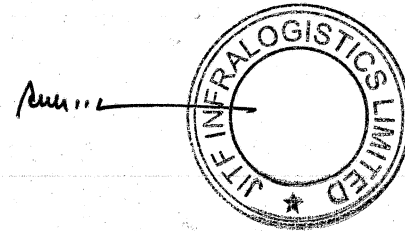
	Particulars	Yes*	No*
1	Whether the listed entity has issued any partly paid shares ?		No
2	Whether the listed entity has issued any Convertible Securities or Warrants ?		No
3	Whether the listed entity has any shares against which depository receipts are issued ?		No
4	Whether the listed entity has any shares locked-in?	Yes	
5	Whether any shares held by promoters are pledge or otherwise encumbered ?	Yes	

* If the Listed entity selects the option 'No' for the questions above, the columns for the partly paid shares, Outstanding Convertible Securities/Warrants. Depository receipts, locked-in shares, No. of shares pledged or otherwise encumbered by promoters, as applicable, shall not be displayed at the time of dissemination on the Stock Exchange website. Also wherever there is 'No' declared by Listed Entity in above table the values will be considered as 'Zero' by default on submission of the format of holding of specified securities.



JTF INFRA LOGISTICS LTD As on 30/06/2017
Table - I Summary Statement holding of specified securities

Category (I)	Category of shareholder (II)	No. of Shareholders	No. of fully paid up equity shares held (iv)	No. of Partly paid up equity shares held (v)	No. of Shares underlying Depository Receipts (vi)	Total nos. shares held (VII)=(IV)+(V)+(VI)	Shareholding as a % of total no. of shares (calculated as per SCRR,1957) (VIII) As a % of (A+B+C2)	Number of Voting Rights held in each class of securities (IX)			No. of Shares Underlying Outstanding convertible securities (Including warrants) (X)	Shareholding as a % assuming full conversion of convertible securities (as a percentage of diluted share capital)	Number of locked in Shares (XII)		Number of Shares pledged or otherwise encumbered (XIII)	Number of Equity shares held in dematerialised form (XIV)		
								No. of Voting Rights		Total as a % of (A+B+C)			No. (a)	As a % of total shares held (b)				
								Class X	Class Y								Total	No. (a)
(A)	Promoter & Promoter Group	35	13774316	0	0	13774316	53.59	13774316	0	13774316	53.59	0	3499243	25.4	618971	4.49	13559928	
(B)	Public	42978	11929390	0	0	11929390	46.41	11929390	0	11929390	46.41	0	0	0	0	0	0	9373008
(C)	Non Promoter - Non Public	0	0	0	0	0	0	0	0	0	0	0	0	0	0	0	0	0
(C1)	Shares underlying DRs					0	0	0	0	0	0	0	0	#DIV/0!	0	#DIV/0!	0	0
(C2)	Shares held by Employee Trusts					0	0	0	0	0	0	0	0	#DIV/0!	0	#DIV/0!	0	0
	Total	43013	25703706	0	0	25703706	100	25703706	0	25703706	100	0	3499243	13.61	618971	2.41	22932936	



JITF INFRALOGISTICS LTD As on 30/06/2017

Table - II Statement showing shareholding pattern of the Promoter & Promoter Group

Category and name of the shareholders (I)	PAN (II)	No. of Shareholders (III)	No. of fully paid up equity shares held (IV)	No. of Partly paid up equity shares held (V)	No. of Shares underlying Depository Receipts (VI)	Total nos. shares held (VII)=(IV)+(V)+(VI)	Shareholding % calculated as per SCRR,1957 As a % of (A+B+C2) (VIII)	Number of Voting Rights held in each class of securities (IX)			No. of Shares Underlying Outstanding convertible securities (Including warrants)	Total Shareholding as a % assuming full conversion of convertible securities (as a percentage of diluted share capital)	Number of locked in Shares (XII)		of Shares pledged or otherwise	Equity shares held in dematerial	
								No. of Voting Rights					Total as a % of Total Voting rights	No. (a)			As a % of total shares held (b)
								Class X	Class Y	Total							
(1) Indian		17	571020	0	0	571020	2.22	571020	0	571020	2.22	0	0	0	0	571020	
(a) Individuals/Hindu undivided Family		0	0	0	0	0	0	0	0	0	0	0	0	0	0	0	0
(b) Central Government/State Government(s)		0	0	0	0	0	0	0	0	0	0	0	0	0	0	0	0
(c) Financial Institutions/Banks		0	0	0	0	0	0	0	0	0	0	0	0	0	0	0	0
(d) Any other - Group Companies		10	8647713	0	0	8647713	33.64	8647713	0	8647713	33.64	0	0	618971	7.16	8433325	
(d) Sub-Total (A) (1)		27	9218733	0	0	9218733	35.87	9218733	0	9218733	35.87	0	0	618971	6.71	9004345	
(2) Foreign		3	462169	0	0	462169	1.8	462169	0	462169	1.8	0	0	0	0	462169	
(a) Individuals/(Non-Resident individuals/Foreign Individuals)		0	0	0	0	0	0	0	0	0	0	0	0	0	0	0	
(b) Government		0	0	0	0	0	0	0	0	0	0	0	0	0	0	0	
(c) Institutions		0	0	0	0	0	0	0	0	0	0	0	0	0	0	0	
(d) Foreign Portfolio Investor		5	4093414	0	0	4093414	15.93	4093414	0	4093414	15.93	3E+06	85.48	0	0	4093414	
(e) Any Other - Body Corporates		8	4555583	0	0	4555583	17.72	4555583	0	4555583	17.72	3E+06	76.81	0	0	4555583	
(e) Sub-Total (A) (2)		8	4555583	0	0	4555583	17.72	4555583	0	4555583	17.72	3E+06	76.81	0	0	4555583	
Total Shareholding of Promoter & Promoter Group (A)=(A)(1)+(A)(2)		35	13774316	0	0	13774316	53.59	13774316	0	13774316	53.59	3E+06	25.4	618971	4.49	13559928	

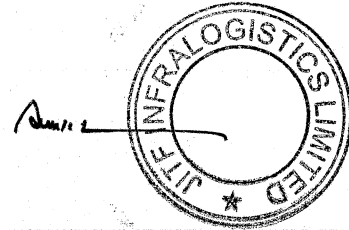


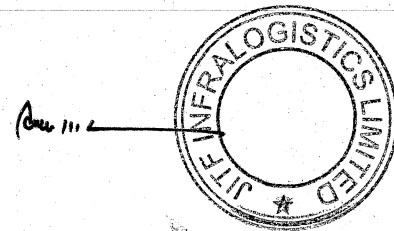
Table - III Statement showing shareholding pattern of the Public Shareholder

Category and name of the shareholders (I)	PAN (II)	No. of Shareholders (III)	No. of fully paid up equity shares held (IV)	No. of Partly paid up equity shares held (V)	No. of Shares underlying Depository Receipts (VI)	Total nos. shares held (VII)=(IV)+(V)+(VI)	Shareholding % calculated as per SCRR,1957 As a % of (A+B+C2) (VIII)	Number of Voting Rights held in each class of securities (IX)			No. of Shares Underlying convertible securities (Including warrants) (X)	Total Shareholding as a % assuming full conversion of convertible securities (as a percentage of diluted share capital)	Number of locked in Shares (XII)		Number of Shares pledged or otherwise encumbered (XIII)	Number of Equity shares held in dematerialised form (XIV)	
								No. of Voting Rights					Total as a % of Total voting rights	No. (a)			As a % of total shares held (b)
								Class X	Class Y	Total							
														No. (a)			As a % of total shares held (b)
(1) Institutions		9	1862691	0	0	1862691	7.25	1862691	0	1862691	7.25	0	0	0	0	1861769	
(a) Mutual Funds		0	0	0	0	0	0	0	0	0	0	0	#DIV/0!	#DIV/0!	0	0	
(b) Venture Capital Funds		0	0	0	0	0	0	0	0	0	0	0	#DIV/0!	#DIV/0!	0	0	
(c) Alternate Investment Funds		0	0	0	0	0	0	0	0	0	0	0	#DIV/0!	#DIV/0!	0	0	
(d) Foreign Venture Capital Investors		0	0	0	0	0	0	0	0	0	0	0	#DIV/0!	#DIV/0!	0	2197984	
(e) Foreign Portfolio Investors		34	2197984	0	0	2197984	8.55	2197984	0	2197984	8.55	0	0	0	0	12901	
(f) Financial Institutions/Banks		4	12981	0	0	12981	0.05	12981	0	12981	0.05	0	0	0	0	565956	
(g) Insurance Companies		5	565956	0	0	565956	2.2	565956	0	565956	2.2	0	0	#DIV/0!	#DIV/0!	0	
(h) Provident Funds/Pension Funds		0	0	0	0	0	0	0	0	0	0	0	#DIV/0!	#DIV/0!	0	0	
(i) Any other		0	0	0	0	0	0	0	0	0	0	0	#DIV/0!	#DIV/0!	0	0	
Foreign Financial Institutions		0	0	0	0	0	0	0	0	0	0	0	#DIV/0!	#DIV/0!	0	17855	
Foreign Institutional Investors		11	19418	0	0	19418	0.08	19418	0	19418	0.08	0	0	0	0	4656465	
Sub-Total (B)(1)		63	4659030	0	0	4659030	18.13	4659030	0	4659030	18.13	0	0	0	0	0	
(2) Central Government/State Government(s)/ President of India		0	0	0	0	0	0	0	0	0	0	0	#DIV/0!	#DIV/0!	0	0	
Sub-Total (B)(2)		0	0	0	0	0	0	0	0	0	0	0	#DIV/0!	#DIV/0!	0	0	
(3) Non-Institutions																	
(a) Individuals																	
i. Individual shareholders holding nominal share capital up to Rs. 2 lakhs.		41318	3788350	0	0	3788350	14.74	3788350	0	3788350	14.74	0	0	0	0	3672537	
ii. Individual shareholders holding nominal share capital in excess of Rs. 2 lakhs.		1	150000	0	0	150000	0.58	150000	0	150000	0.58	0	0	0	0	150000	
(b) NBFCs registered with RBI		9	6175	0	0	6175	0.02	6175	0	6175	0.02	0	0	0	0	6175	
(c) Employee Trusts		0	0	0	0	0	0	0	0	0	0	0	#DIV/0!	#DIV/0!	0	0	
(d) Overseas Depositories (holding DRs) (balancing Figures)		0	0	0	0	0	0	0	0	0	0	0	#DIV/0!	#DIV/0!	0	0	
(e) Any other		0	0	0	0	0	0	0	0	0	0	0	#DIV/0!	#DIV/0!	0	0	
Body Corporates		682	2951597	0	0	2951597	11.48	2951597	0	2951597	11.48	0	0	0	0	522150	
Clearing Members		235	170805	0	0	170805	0.66	170805	0	170805	0.66	0	0	0	0	170805	
Non Residents		664	200411	0	0	200411	0.78	200411	0	200411	0.78	0	0	0	0	191854	
Trusts		6	3022	0	0	3022	0.01	3022	0	3022	0.01	0	0	0	0	3022	
Foreign Company		0	0	0	0	0	0	0	0	0	0	0	#DIV/0!	#DIV/0!	0	0	
Sub-Total (B)(3)		42915	7270360	0	0	7270360	28.29	7270360	0	7270360	28.29	0	0	0	0	4716543	
Total Public Shareholding (B)=(B)(1)+(B)(2)+(B)(3)		42978	11929390	0	0	11929390	46.41	11929390	0	11929390	46.41	0	0	0	0	9973008	

Sumit



Table - IV Statement showing shareholding pattern of the Non- Promoter - Non Public Shareholder																			
Category and name of the shareholders (I)	PAN (II)	No. of Shareholders (III)	No. of fully paid up equity shares held (iv)	No. of Partly paid up equity shares held (v)	No. of Shares underlying Depository Receipts (vi)	Total nos. shares held (VII)=(IV)+(V)+(VI)	Shareholding % calculated as per SCRR, 1957 As a % of (A+B+C2) (VIII)	Number of Voting Rights held in each class of securities (IX)			No. of Shares Underlying Outstanding convertible securities (Including warrants) (X)	Shareholding as a % assuming full conversion of convertible securities (as a percentage of diluted share capital)	Number of locked in Shares (XII)		Number of Shares pledged or otherwise encumbered (XIII)	Number of Equity shares held in dematerialised form (XIV)			
								No. of Voting Rights		Total as a % of (A+B+C)			No. (a)	As a % of total shares held (b)			No. (a)	As a % of total shares held (b)	
								Class X	Class Y										Total
(1) Custodian/DR holder																			
(a) Name of Dr Holder (if available)		0	0	0	0	0	0	0	0	0	0	0	0	0	0	0	0	0	0
(i)		0	0	0	0	0	0	0	0	0	0	0	0	0	0	0	0	0	0
(ii)		0	0	0	0	0	0	0	0	0	0	0	0	0	0	0	0	0	0
(2) Employee Benefit Trust (under SEBI (share based Employee Benefit) Regulations, 2014)		0	0	0	0	0	0	0	0	0	0	0	0	0	0	0	0	0	0
Total Non- Promoter- Non Public Shareholding		0	0	0	0	0	0	0	0	0	0	0	0	0	0	0	0	0	0
C= c(1)+c(2)		0	0	0	0	0	0	0	0	0	0	0	0	0	0	0	0	0	0



Annexure to Table - II Statement showing shareholding pattern of the Promoter & Promoter Group

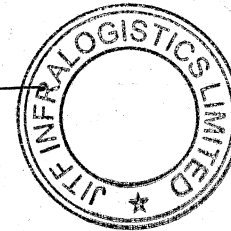
Sno	Category and name of the shareholders (I)	PAN (II)	No. of Shareholders (III)	No. of fully paid up equity shares held (iv)	No. of Partly paid up equity shares held (v)	No. of Shares underlying Depository Receipts (vi)	Total nos. shares held (VII)=[(IV)+(V)+(VI)]	Shareholding as a % of total no. of shares (calculate as per SCRR, 1957) (VIII) As a % of	Number of Voting Rights held in each class of securities (X)			No. of Shares Underlying convertible securities (including warrants) (X)	Total Shareholding as a % assuming full conversion of convertible securities (as a percentage of diluted share capital)	Number of locked in Shares (XII)		Number of Shares pledged or otherwise encumbered (XIII)	As a % of total shares held (b)	Number of Equity shares held in dematerialised form (XIV)
									No. of Voting Rights		Total as a % of Total voting rights			No. (a)	As a % of total shares held (b)			
									Class X	Class Y								
	(e) ANY OTHER (SPECIFY)			0	0	0	0	0	0	0	0	0	0	#DIV/0!	0	#DIV/0!	0	
A	FOUR SEASONS INVESTMENTS LIMITED	AAACF4668A		3499243	0	0	3499243	13.61	3499243	0	3499243	13.61	0	3499243	100	0	0	3499243
1	ESTRELA INVESTMENT COMPANY LIMITED	AABCE7027P		150924	0	0	150924	0.59	150924	0	150924	0.59	0	0	0	0	0	150924
2	TEMPAN INVESTMENTS LIMITED	AAACCT5943Q		149236	0	0	149236	0.58	149236	0	149236	0.58	0	0	0	0	0	149236
3	MENDEZA HOLDINGS LIMITED	AAFCM3348H		147307	0	0	147307	0.57	147307	0	147307	0.57	0	0	0	0	0	147307
4	NACHO INVESTMENTS LIMITED	AAACN6531A		146704	0	0	146704	0.57	146704	0	146704	0.57	0	0	0	0	0	146704
A	(a) INDIVIDUALS (NON-RESIDENT INDIVIDUALS/FOREIGN INDIVIDUALS)			0	0	0	0	0	0	0	0	0	0	#DIV/0!	0	#DIV/0!	0	
1	ABHIJUDAY JINDAL	AAEPJ2431J		448110	0	0	448110	1.74	448110	0	448110	1.74	0	0	0	0	0	448110
2	PARTHIV RAJ JINDAL	AAALP12120R		7934	0	0	7934	0.03	7934	0	7934	0.03	0	0	0	0	0	7934
3	RATAN JINDAL	AAAPJ0852D		6125	0	0	6125	0.02	6125	0	6125	0.02	0	0	0	0	0	6125
A	(d) ANY OTHER - GROUP COMPANIES			0	0	0	0	0	0	0	0	0	0	#DIV/0!	0	#DIV/0!	0	
1	NALWA SONS INVESTMENTS LIMITED	AAACJ2734R		4304662	0	0	4304662	16.75	4304662	0	4304662	16.75	0	0	0	0	0	4141881
2	DANTA ENTERPRISES PRIVATE LIMITED	AAECD9628G		1894867	0	0	1894867	7.37	1894867	0	1894867	7.37	0	0	0	0	0	1894867
3	SIDDESHWARI TRADEX PRIVATE LIMITED	AAATC0974AM		1045376	0	0	1045376	4.07	1045376	0	1045376	4.07	0	0	0	0	0	1045376
4	OPJ TRADING PRIVATE LIMITED	AAABC0632N		624946	0	0	624946	2.43	624946	0	624946	2.43	0	0	618971	99.04	0	624946
5	DIVINO MULTIVENTURES PRIVATE LIMITED	AAAFD9985K		429598	0	0	429598	1.67	429598	0	429598	1.67	0	0	0	0	0	429598
6	VIRTUOUS TRADECORP PRIVATE LIMITED	AAECV7088E		234450	0	0	234450	0.91	234450	0	234450	0.91	0	0	0	0	0	234450
7	GLEBE TRADING PRIVATE LIMITED	AAECG0208K		62107	0	0	62107	0.24	62107	0	62107	0.24	0	0	0	0	0	62107
8	MEREDITH TRADERS PVT LTD	AAACM3504E		34726	0	0	34726	0.14	34726	0	34726	0.14	0	0	0	0	0	34726
9	GAGAN TRADING CO LTD	AAACG1829Q		16881	0	0	16881	0.07	16881	0	16881	0.07	0	0	0	0	0	16881
10	SAHYOG HOLDINGS PRIVATE LIMITED	AAUCS2300N		100	0	0	100	0	100	0	100	0	0	0	0	0	0	100
A	(a) INDIVIDUALS/HINDU UNDIVIDED FAMILY			0	0	0	0	0	0	0	0	0	0	#DIV/0!	0	#DIV/0!	0	
1	DEEPIKA JINDAL	AAAFJ2847R		448110	0	0	448110	1.74	448110	0	448110	1.74	0	0	0	0	0	448110
2	INDRESH BATRA	AAQPB7737H		60289	0	0	60289	0.23	60289	0	60289	0.23	0	0	0	0	0	60289
3	NAVEEN JINDAL	AAALP12123N		17580	0	0	17580	0.07	17580	0	17580	0.07	0	0	0	0	0	17580
4	SAVITRI DEVI JINDAL	AAAPJ1309M		8344	0	0	8344	0.03	8344	0	8344	0.03	0	0	0	0	0	8344
5	R K JINDAL & SONS HUF - HUF	AAACH8177F		6559	0	0	6559	0.03	6559	0	6559	0.03	0	0	0	0	0	6559
6	SAJAN JINDAL	AAADP15110D		6125	0	0	6125	0.02	6125	0	6125	0.02	0	0	0	0	0	6125
7	ARTI JINDAL	AAAPJ1309M		4823	0	0	4823	0.02	4823	0	4823	0.02	0	0	0	0	0	4823
8	SANGITA JINDAL	AAADP15071E		4340	0	0	4340	0.02	4340	0	4340	0.02	0	0	0	0	0	4340
9	URVI JINDAL	AAAGP13837R		2411	0	0	2411	0.01	2411	0	2411	0.01	0	0	0	0	0	2411
10	TANVI SHETE	AAAGP13837R		2411	0	0	2411	0.01	2411	0	2411	0.01	0	0	0	0	0	2411
11	TARINI JINDAL HANDA	AAAGP13837R		2411	0	0	2411	0.01	2411	0	2411	0.01	0	0	0	0	0	2411
12	S K JINDAL AND SONS HUF - HUF	AAAPJ1309M		1736	0	0	1736	0.01	1736	0	1736	0.01	0	0	0	0	0	1736
13	P R JINDAL HUF - HUF	AAAPJ1309M		1205	0	0	1205	0	1205	0	1205	0	0	0	0	0	0	1205
14	PARTH JINDAL	AAAPJ1309M		1205	0	0	1205	0	1205	0	1205	0	0	0	0	0	0	1205
15	TRIPTI JINDAL	AAAPJ1309M		1205	0	0	1205	0	1205	0	1205	0	0	0	0	0	0	1205
16	SMINU JINDAL	AAAPJ1309M		1205	0	0	1205	0	1205	0	1205	0	0	0	0	0	0	1205
17	NAVEEN JINDAL HUF	AAAHJ3831J		530	0	0	530	0	530	0	530	0	0	0	0	0	0	530



Handwritten signature or initials.

Annexure to Table - III Statement showing shareholding pattern of the Public Shareholder holding more than 1% of total number of shares																	
S No.	Category and name of the shareholders (I)	PAN (II)	No. of Shareholders (III)	No. of fully paid up equity shares held (iv)	No. of Partly paid up equity shares held (v)	No. of Shares underlying Depository Receipts (vi)	Total nos. shares held (VII)=(IV)+(V)+(VI)	Shareholding as a % of total no. of shares (calculated as per SCRR, 1957) (VIII) As a % of (A+B+C2)	Number of Voting Rights held in each class of securities (IX)			No. of Shares Underlying Outstanding convertible securities (including warrants) (X)	Total Shareholding as a % assuming full conversion of convertible securities (as a percentage of diluted share capital)	Number of Locked in Shares (XII)		Number of Equity shares held in dematerialised form (XIV)	
									No. of Voting Rights					Total as a % of Total voting rights	No. (a)		As a % of total shares held (b)
									Class X	Class Y	Total						
				0	0	0	0	0	0	0	0	0	0	#DIV/0!	#DIV/0!	0	
B	(a) MUTUAL FUNDS																
	RELIANCE CAPITAL TRUSTEE COMPANY LIMITED			1246133	0	0	1246133	4.85	1246133	0	1246133	4.85	0	4.85	0	0	1246133
1	A/C	AAATR0090B															
				584770	0	0	584770	2.28	584770	0	584770	2.28	0	2.28	0	0	584770
2	RELIANCE CAPITAL TRUSTEE CO. LTD. A/C RELIANC	AAATR0090B												0	#DIV/0!	#DIV/0!	0
B	(a) FOREIGN PORTFOLIO INVESTORS																
	CRESTA FUND LTD	AAADCC2634A		913765	0	0	913765	3.55	913765	0	913765	3.55	0	3.55	0	0	913765
1	A/C													0	#DIV/0!	#DIV/0!	0
B	(a) INSURANCE COMPANIES																
	LIC OF INDIA PROFIT PLUS GROWTH FUND	AAACL0582H		260584	0	0	260584	1.01	260584	0	260584	1.01	0	1.01	0	0	260584
1	A/C													0	#DIV/0!	#DIV/0!	0
B	BODY CORPORATES																
	SIGMATECH INC.	SIG0001354		2421221	0	0	2421221	9.42	2421221	0	2421221	9.42	0	9.42	0	0	2421221
1	A/C																

Sumit



Annexure to Table - III Statement showing shareholding pattern of the Public Shareholder holding more than 1% of total number of shares																		
S No.	Category and name of the shareholders (I)	PAN (II)	No. of Shareholders (III)	No. of fully paid up equity shares held (iv)	No. of Partly paid up equity shares held (v)	No. of Shares underlying Depository Receipts (vi)	Total nos. shares held (VII)=(IV)+(V)+(VI)	Shareholding as a % of total no. of shares (calculated as per SCRR,1957) (VIII) As a % of (A+B+C2)	Number of Voting Rights held in each class of securities (IX)			No. of Shares Underlying Outstanding convertible securities (including warrants) (X)	Total Shareholding as a % assuming full conversion of convertible securities (as a percentage of diluted share capital)	Number of Locked In Shares (XII)		Number of Shares pledged or otherwise encumbered (XIII)	Number of Equity shares held in dematerialized form (XIV)	
									No. of Voting Rights		Total as a % of Total voting rights			No. (a)	As a % of total shares held (b)			
									Class X	Class Y								Total
				0	0	0	0	0	0	0	0	0	0	0	#DIV/0!	#DIV/0!	0	
B	(g) MUTUAL FUNDS																	
1	RELIANCE CAPITAL TRUSTEE COMPANY LIMITED A/C	AAATR0090B		1246133	0	0	1246133	4.85	1246133	0	1246133	4.85	0	4.85	0	0	0	1246133
2	RELIANCE CAPITAL TRUSTEE CO. LTD. A/C RELIANC	AAATR0090B		584770	0	0	584770	2.28	584770	0	584770	2.28	0	2.28	0	0	0	584770
B	(h) FOREIGN PORTFOLIO INVESTORS																	
1	CRESTA FUND LTD	AADCC2634A		913765	0	0	913765	3.55	913765	0	913765	3.55	0	3.55	0	0	0	913765
B	(i) INSURANCE COMPANIES																	
1	LIC OF INDIA PROFIT PLUS GROWTH FUND	AAACL0582H		260584	0	0	260584	1.01	260584	0	260584	1.01	0	1.01	0	0	0	260584
B	BODY CORPORATES																	
1	SIGMATECH INC.	SGG0002354		2421221	0	0	2421221	9.42	2421221	0	2421221	9.42	0	9.42	0	0	0	0

Ann III